

## Disease & Conditions Content

A single source for clear and consistent normal to disease-state anatomy content.

Save time, enhance comprehension, and improve learning outcomes with a library of verified content.

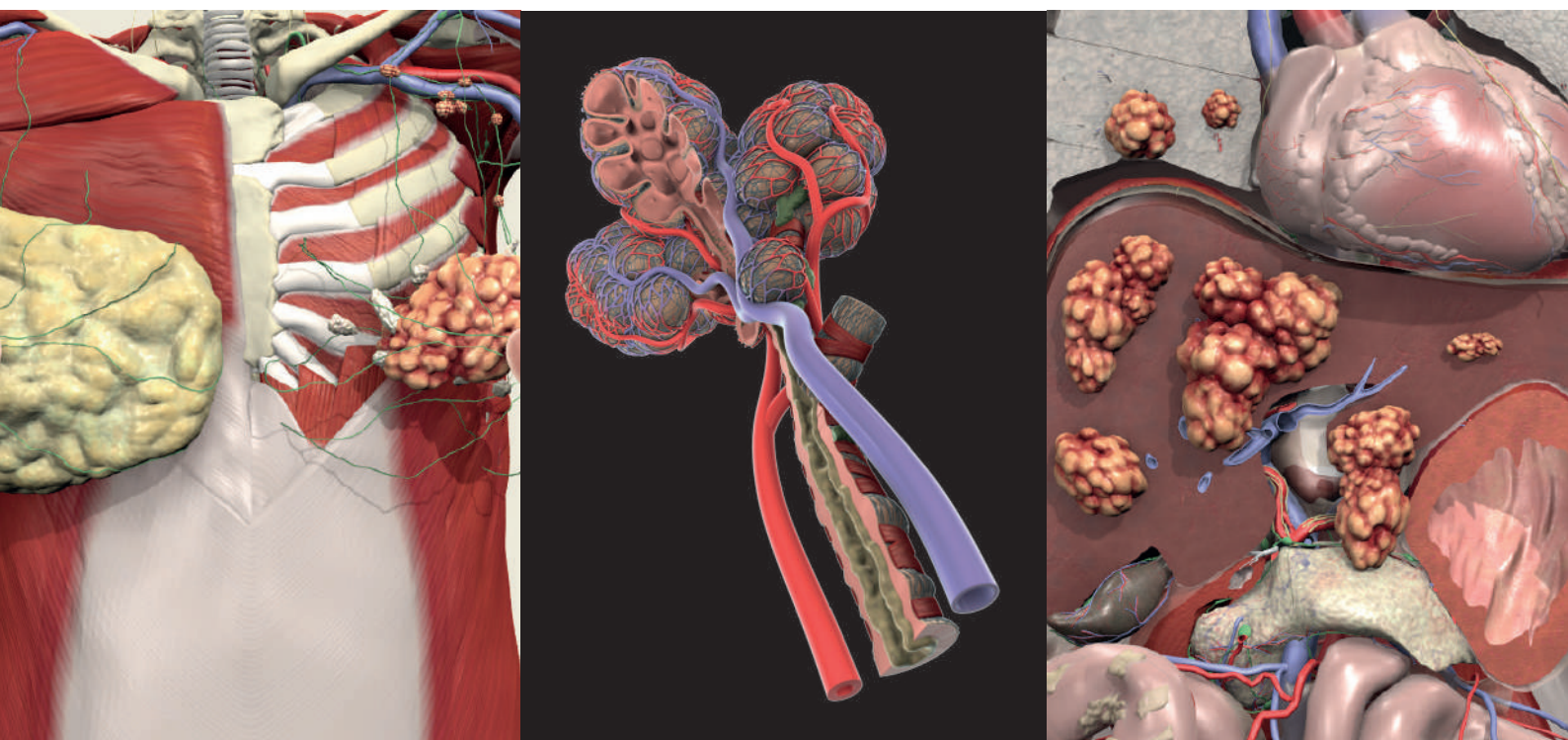
Make conditions more relatable and identifiable by providing additional context to textbook explanations.

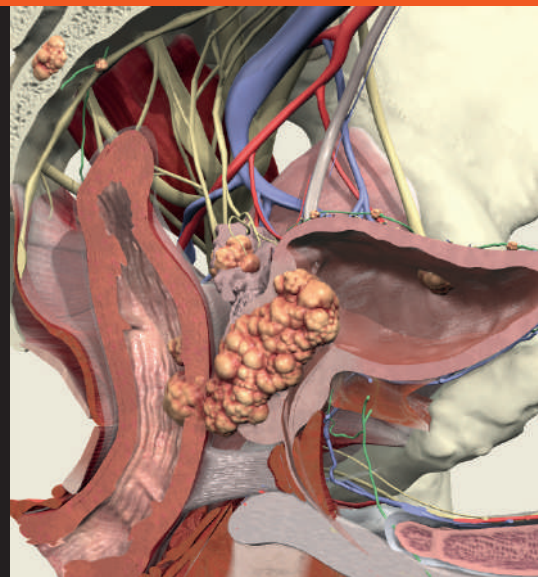
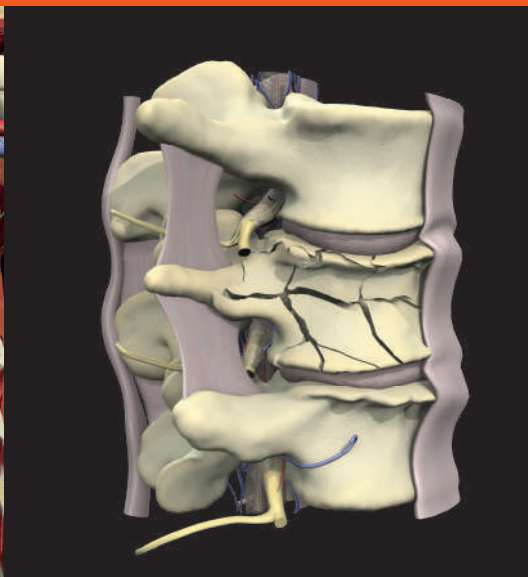
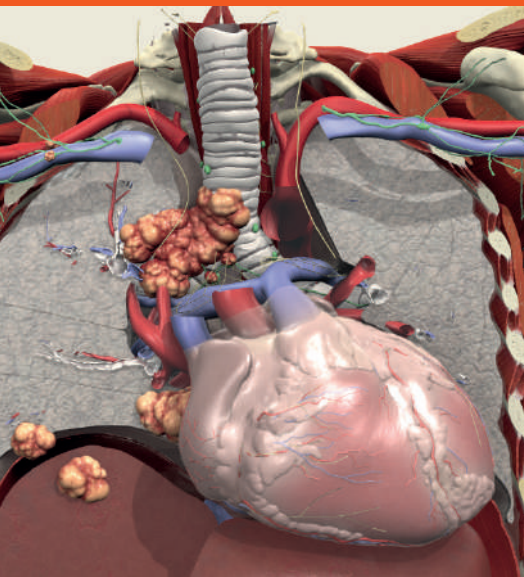
**Provides healthcare providers (HCPs) and patients with consistent anatomical images in an engaging solution:**

- A complete workflow from normal to diseased anatomy solves the challenge of finding a single trusted content source tailored for patient education.
- For HCP reference in their daily workflows, reducing the time spent on research.
- Facilitates better patient outcomes by combining Primal's trusted anatomy model with an ever-expanding bank of clinical mixed media content for reference and education.
- Each condition has been reviewed by anatomy and healthcare experts for maximum accuracy, clarity and educational focus.
- Images, animations and guided videos are fully integrated and searchable in Primal's Anatomy.tv Smart Search, ensuring users can find condition-specific content in context with normal anatomy.

Learn how Primal's Disease & Conditions Content can enhance your teaching workflow.

**Get in touch for your free trial.**





## Quality

Based on Primal's trusted anatomy model, our in-house team of anatomists and network of experts have reviewed and verified full accuracy of each clinical content.

## Consistency

Using Primal's existing content as a base maintains seamless continuity between normal and abnormal anatomy.

## Patient-focused

Promotes productive doctor-patient exchange using graphics that deliver information clearly without being shocking or scary.

## End-to-End Solution

Accessible and fully searchable via Anatomy.tv, providing a complete solution via one single, easy-to-use interface.

## Mixed Media Approach

Combines custom images and animations with videos bringing together normal, abnormal and clinical anatomy in detail. Each condition includes up to four videos: Condition Overview, Causes, Symptoms and Treatments.



www.tetondata.com  
800-901-5494

Request a free trial today by emailing [theteam@tetondata.com](mailto:theteam@tetondata.com)