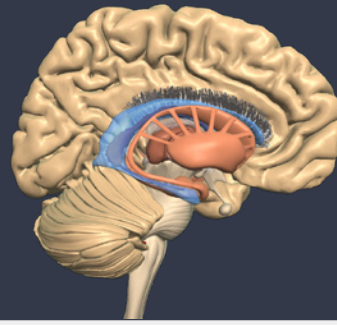


PRIMAL PICTURES

Primal's ultimate digital dissection experience

3D REAL-TIME



With a focus on digital and cadaveric dissection, this standout 3D interactive digital anatomy resource gives you ultimate control to explore the human body across all anatomical regions in unprecedented detail, accuracy, and flexibility.

Jump right in or customize and create content to address your specific needs – whether it's learning anatomical relationships in detail, preparing for surgery, or educating patients.

“Primal's 3D Real-Time Human Anatomy software helps me to retain information by way of pictures, easy to read sections, and printable pages that help with my studying.

Kerianne Beckford – Student
University of South Florida

This product includes:

3D interactive models, reconstructed from real human data, that can be rotated, zoomed, and panned 360 degrees to view from any angle and proximity.

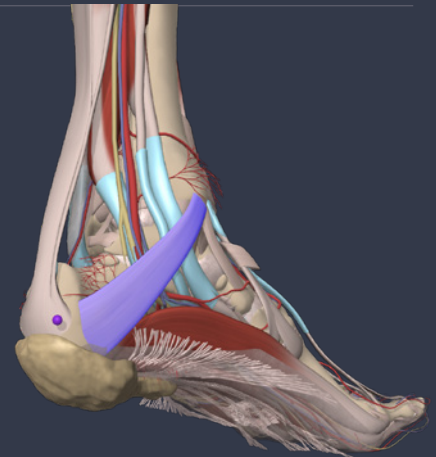
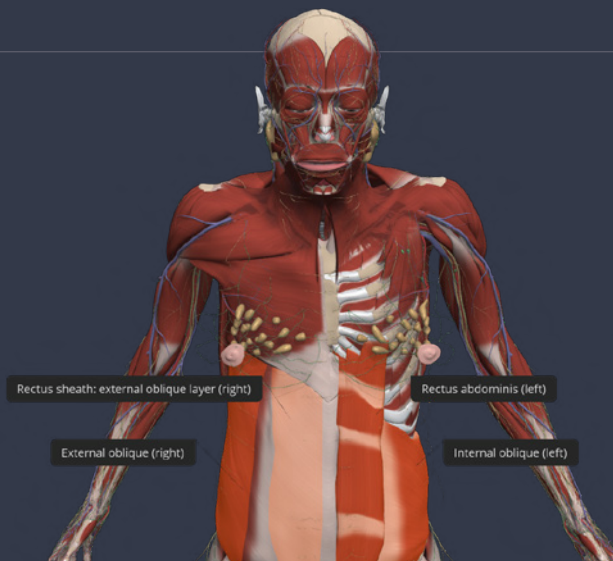
In-depth anatomical text written by specialists and a comprehensive audio pronunciation guide.

Dissection tools allowing you to add, dissect/hide or ghost structures. Single or multiple structures can be viewed in context, isolation, or x-ray examine modes as well.

Edit tools allowing you to label, draw and pin on the 3D models, and create outline coloring books to be printed or shared.

Interactive dissection slides aligned to 3D models and cadaver color mode enabling easy translation of 2D concepts into 3D.

Favorite, share and download features to revisit the content at any time or include in your own platforms and resources (including your LMS).



It is perfect for:

- Customizing anatomical structures to address your specific needs.
- Practicing anatomical terms using a comprehensive audio pronunciation guide.
- Seeing anatomy in the real world using the augmented reality (AR) mode on mobile devices.
- Preparing for the cadaver lab with interactive dissection images linked to bespoke 3D models.
- Teaching or sharing tailored 3D models with others, through the save and share features.
- Learning in multiple languages with peer-reviewed and verified Mandarin and Latin translations.

3D Real-time is included in: **PREMIER PACKAGE**
HEALTHCARE SOLUTION
MEDICAL EDUCATION SOLUTION
NURSING & MIDWIFERY EDUCATION SOLUTION

Compatible with **macOS**,
iOS, **Windows** and **Android**.